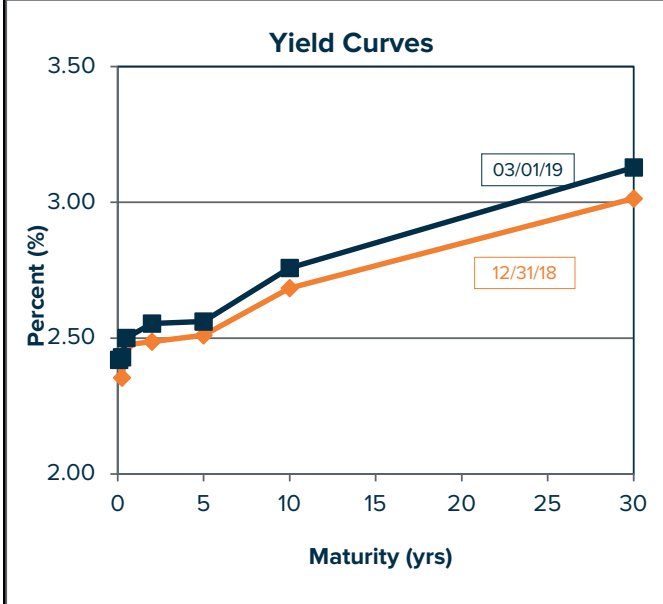


# Market Update

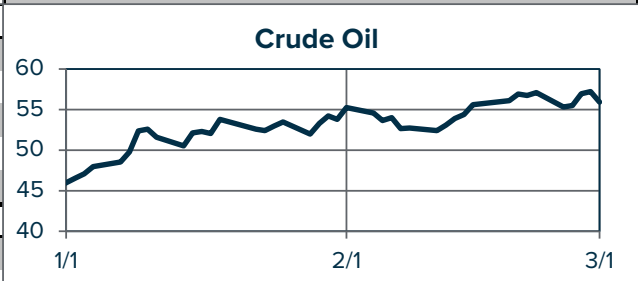
Equity Indexes	% YTD Return	Est. P/E Ratio	Yield	03/01/19
S&P 500	11.5	16.8	2.0%	2,784
S&P 500 Value	11.0	13.7	2.5%	1,105
S&P 500 Growth	11.9	20.8	1.5%	1,687
Russell 2000	17.0	23.9	1.4%	1,576
MSCI EAFE	9.4	13.4	3.5%	1,874

S&P 500 Sectors	% YTD Return	% Weight
Consumer Discretionary	11.2	9.9
Consumer Staples	7.6	7.1
Energy	14.0	5.4
Financials	11.5	13.3
Health Care	6.1	14.9
Industrials	18.6	9.8
Information Tech	14.3	20.6
Materials	9.0	2.6
Real Estate	12.0	2.9
Communication Services	11.3	10.1
Utilities	7.7	3.2

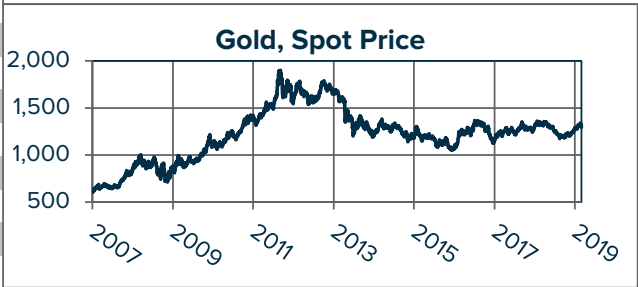


Bonds	YTD Ret	12/31/18	03/01/19
Citi Mid-Term BIG Idx	0.9	1,526.4	1,539.7
Citi High Yield Index	6.3	972.2	1,033.9
Citi World Gov't Index	0.5	942.1	946.6
<i>Treasury Yields %</i>			
3 Month		2.35	2.43
2 Year		2.49	2.55
5 Year		2.51	2.56
10 Year		2.68	2.76
30 Year		3.01	3.13
<i>Municipal Yields %</i>			
2 Year		1.80	1.61
5 Year		1.95	1.72
10 Year		2.31	2.15
<i>Misc Yields %</i>			
Fed Funds		2.50	2.50
3 Month LIBOR		2.81	2.62
Prime		5.50	5.50

Commodities	12/31/18	03/01/19
Crude Oil \$	45.41	55.92
Gold \$	1,282.45	1,293.29
CRB Commodities	169.80	181.50
Euro (\$ to euro)	1.15	1.14
Yen (yen to \$)	109.70	111.99



Economic Statistics	12/31/18	03/01/19
GDP (QOQ Change)	3.20	2.60
Unemployment %	4.10	4.00
Inflation (CPI) %	2.20	1.60
Trade Gap (\$ Billions)	-48.70	-49.31
Leading Indicators	130.90	111.30
Consumer Confidence	95.90	93.80
Capacity Utilization %	77.14	78.22
ISM Non-Manf	57.30	59.70
Med New Home Price (\$ 1,000s)	318.70	302.40
Home Sales Monthly Supply	3.40	3.90

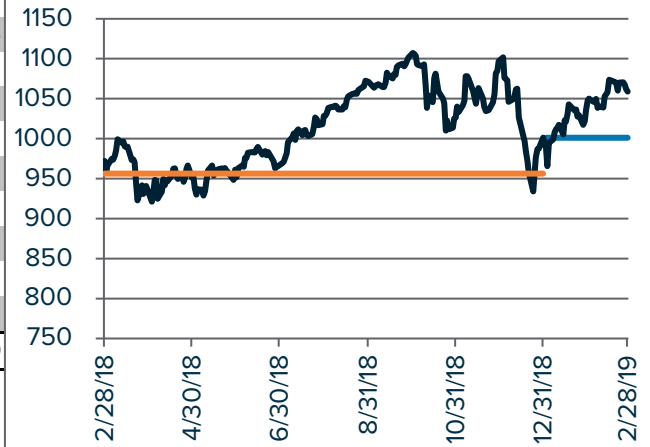


SECTOR INDICES	Year to Date		Weight in S&P (%)
	Rank	Return (%)	
Consumer Discretionary	7	11.2	9.9
Consumer Staples	10	7.6	7.1
Energy	3	14.0	5.4
Financials	5	11.5	13.3
Healthcare	11	6.1	14.9
Industrials	1	18.6	9.7
Information Technology	2	14.3	20.6
Materials	8	9.0	2.6
Real Estate	4	12.0	2.9
Communication Services	6	11.3	10.1
Utilities	9	7.7	3.2
<b>S&amp;P 500 Total</b>		<b>11.5</b>	<b>100.0</b>

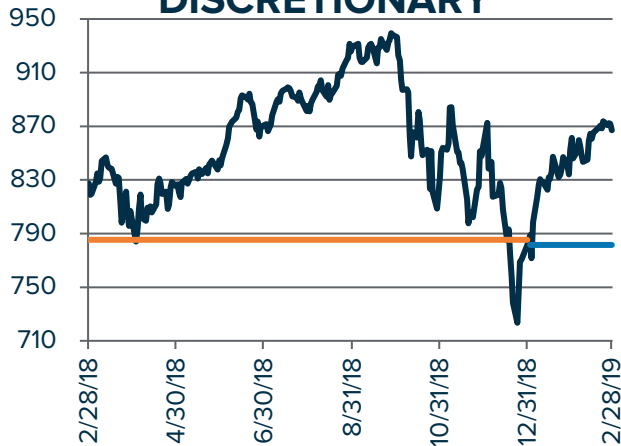
Orange Lines: 2018 Market opening level

Blue Lines: 2019 Market opening level

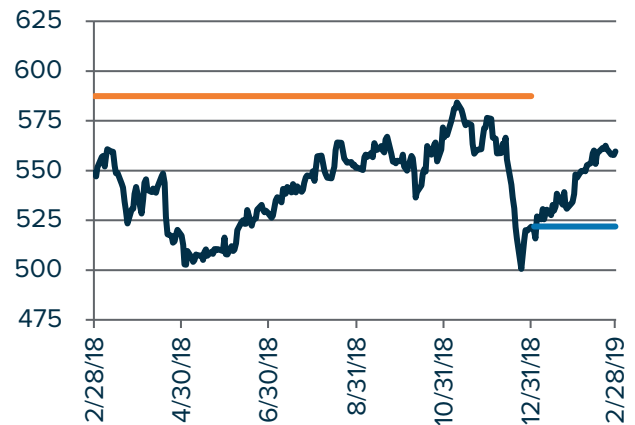
### HEALTH CARE



### CONSUMER DISCRETIONARY



### CONSUMER STAPLES



### ENERGY



### FINANCIALS

