

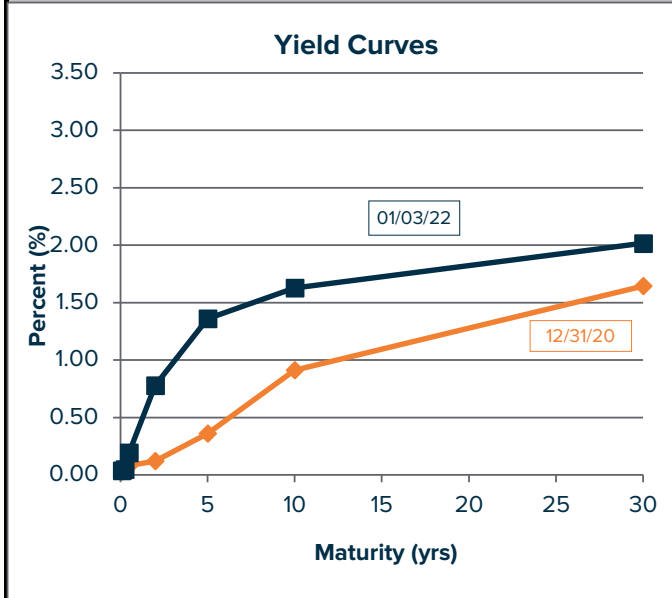
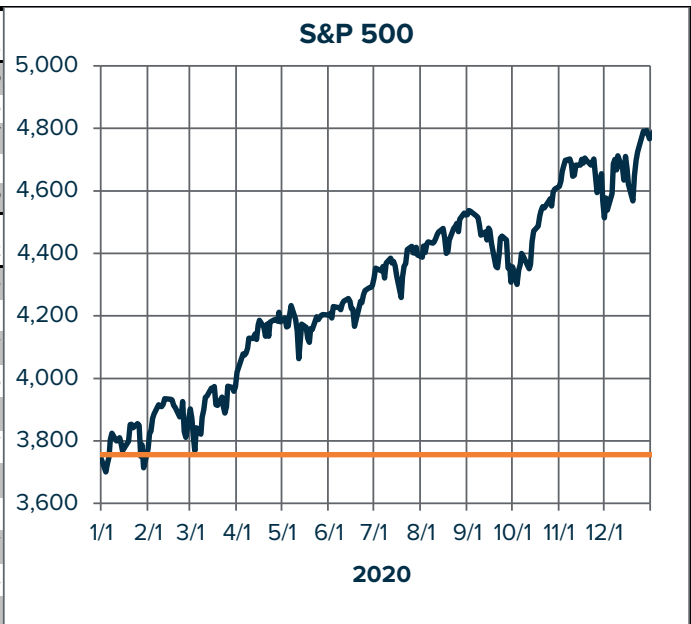
# Market Update

1/3/2022

Equity Indexes	% YTD Return	Est. P/E Ratio	Yield	01/03/22
S&P 500	28.7	22.9	1.3%	4,766
S&P 500 Value	24.9	18.5	2.0%	1,548
S&P 500 Growth	32.0	28.8	0.6%	3,377
Russell 2000	14.8	32.0	1.1%	2,245
MSCI EAFE	11.9	15.9	2.6%	2,336

S&P 500 Sectors	% YTD Return	% Weight
Consumer Discretionary	24.4	12.8
Consumer Staples	18.6	5.8
Energy	54.4	2.7
Financials	34.9	10.8
Health Care	26.1	13.1
Industrials	21.1	7.7
Information Tech	34.5	29.3
Materials	27.3	2.5
Real Estate	46.1	2.7
Communication Services	21.6	10.2
Utilities	17.7	2.5



Bonds	YTD Ret	12/31/20	01/03/22
Bloomberg Int Aggregate	-1.3	2,123.1	2,095.7
Bloomberg High Yield Index	5.3	2,338.1	2,461.4
Bloomberg Global Aggregate	-4.7	558.7	532.4

Treasury Yields %		
3 Month	0.06	0.05
2 Year	0.12	0.78
5 Year	0.36	1.36
10 Year	0.91	1.63
30 Year	1.64	2.02

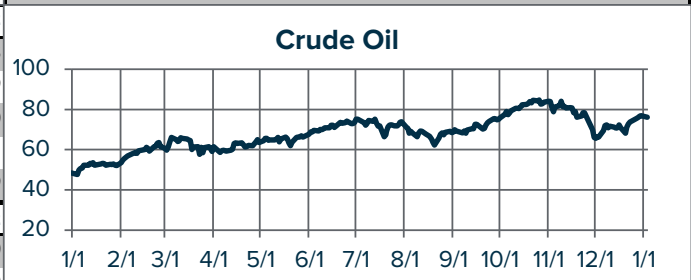
  

Municipal Yields %		
2 Year	0.13	0.25
5 Year	0.21	0.61
10 Year	0.68	1.06

Misc Yields %		
Fed Funds	0.25	0.25
U.S. Secure Overnight Financing Rate	0.07	0.05
Prime	3.25	3.25

Commodities	12/31/20	01/03/22
Crude Oil \$	48.52	76.08
Gold \$	1,898.36	1,803.59
CRB Commodities	167.80	233.00
Euro (\$ to euro)	1.22	1.13
Yen (yen to \$)	103.25	115.29



Economic Statistics	12/31/20	01/03/22
GDP (QOQ Change)	3.20	2.30
Unemployment %	4.10	4.20
Inflation (CPI) %	2.20	6.80
Trade Gap (\$ Billions)	-48.70	-67.12
Leading Indicators	130.90	119.90
Consumer Confidence	95.90	70.60
Capacity Utilization %	77.14	76.83
ISM Non-Manf	57.30	74.60
Med New Home Price (\$ 1,000s)	318.70	416.90
Home Sales Monthly Supply	3.40	2.10



SECTOR INDICES	Year to Date		Weight in S&P (%)
	Rank	Return (%)	
Consumer Discretionary	7	24.4	12.8
Consumer Staples	10	18.6	5.8
Energy	1	54.4	2.7
Financials	3	34.9	10.8
Healthcare	6	26.1	13.1
Industrials	9	21.1	7.7
Information Technology	4	34.5	29.3
Materials	5	27.3	2.5
Real Estate	2	46.1	2.7
Communication Services	8	21.6	10.2
Utilities	11	17.7	2.5
<b>S&amp;P 500 Total</b>		<b>28.7</b>	<b>100.0</b>

Orange Lines: 2020 Market opening level  
 Blue Lines: 2021 Market opening level

