

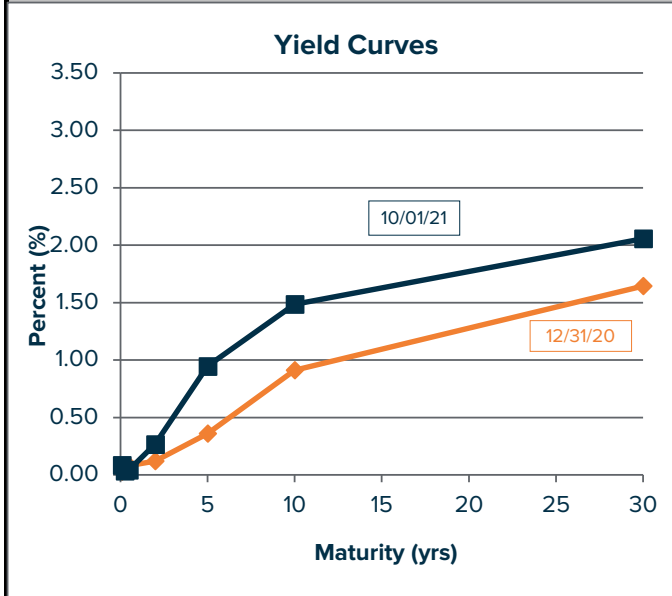
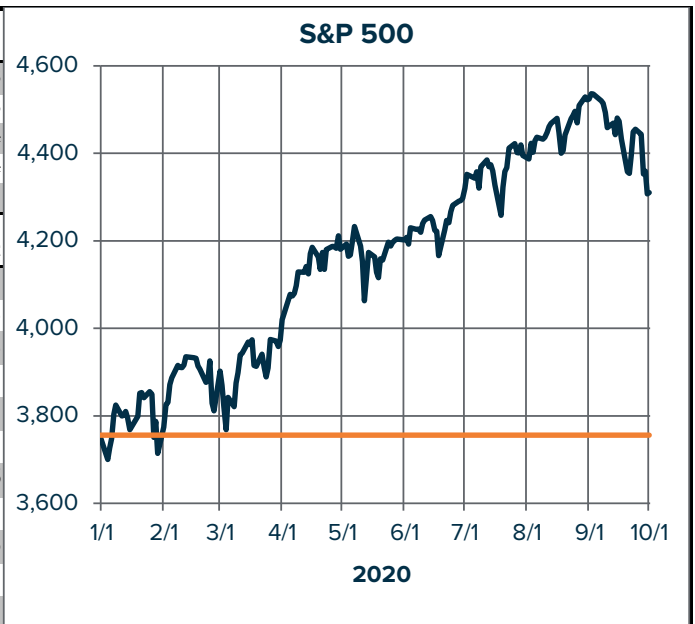
# Market Update

10/4/2021

Equity Indexes	% YTD Return	Est. P/E Ratio	Yield	10/01/21
S&P 500	15.9	21.4	1.4%	4,308
S&P 500 Value	15.3	16.8	2.1%	1,438
S&P 500 Growth	16.4	27.8	0.7%	2,984
Russell 2000	12.4	32.3	1.1%	2,204
MSCI EAFE	8.8	15.7	2.6%	2,281

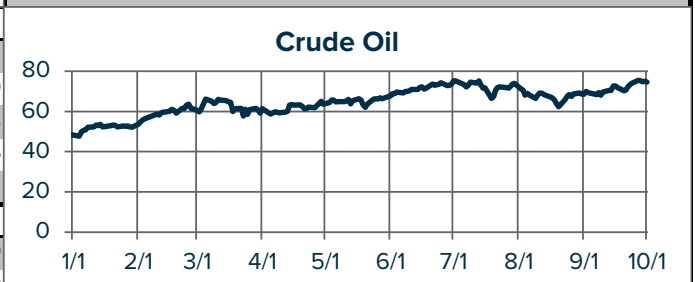
  

S&P 500 Sectors	% YTD Return	% Weight
Consumer Discretionary	10.3	12.3
Consumer Staples	4.7	5.8
Energy	43.1	2.8
Financials	29.0	11.5
Health Care	13.5	13.1
Industrials	11.5	8.1
Information Tech	15.3	27.6
Materials	10.5	2.5
Real Estate	24.4	2.6
Communication Services	21.6	11.3
Utilities	4.2	2.5



Bonds	YTD Ret	12/31/20	10/01/21
Bloomberg Int Aggregate	-0.8	2,123.1	2,106.3
Bloomberg High Yield Index	4.5	2,338.1	2,444.1
Bloomberg Global Aggregate	-4.1	558.7	536.0
<i>Treasury Yields %</i>			
3 Month		0.06	0.04
2 Year		0.12	0.27
5 Year		0.36	0.95
10 Year		0.91	1.49
30 Year		1.64	2.06
<i>Municipal Yields %</i>			
2 Year		0.13	0.18
5 Year		0.21	0.55
10 Year		0.68	1.13
<i>Misc Yields %</i>			
Fed Funds		0.25	0.25
U.S. Secure Overnight Financing Rate		0.07	0.05
Prime		3.25	3.25

Commodities	12/31/20	10/01/21
Crude Oil \$	48.52	74.53
Gold \$	1,898.36	1,758.10
CRB Commodities	167.80	228.92
Euro (\$ to euro)	1.22	1.16
Yen (yen to \$)	103.25	111.03



Economic Statistics	12/31/20	10/01/21
GDP (QOQ Change)	3.20	6.70
Unemployment %	4.10	5.20
Inflation (CPI) %	2.20	5.30
Trade Gap (\$ Billions)	-48.70	-70.05
Leading Indicators	130.90	117.10
Consumer Confidence	95.90	72.80
Capacity Utilization %	77.14	76.44
ISM Non-Manf	57.30	60.10
Med New Home Price (\$ 1,000s)	318.70	390.90
Home Sales Monthly Supply	3.40	2.60



SECTOR INDICES	Year to Date		Weight in S&P (%)
	Rank	Return (%)	
Consumer Discretionary	9	10.3	12.3
Consumer Staples	10	4.7	5.8
Energy	1	43.1	2.8
Financials	2	29.0	11.4
Healthcare	6	13.5	13.1
Industrials	7	11.5	8.1
Information Technology	5	15.3	27.6
Materials	8	10.5	2.5
Real Estate	3	24.4	2.6
Communication Services	4	21.6	11.4
Utilities	11	4.2	2.5
<b>S&amp;P 500 Total</b>		<b>15.9</b>	<b>100.0</b>

Orange Lines: 2020 Market opening level  
 Blue Lines: 2021 Market opening level

