

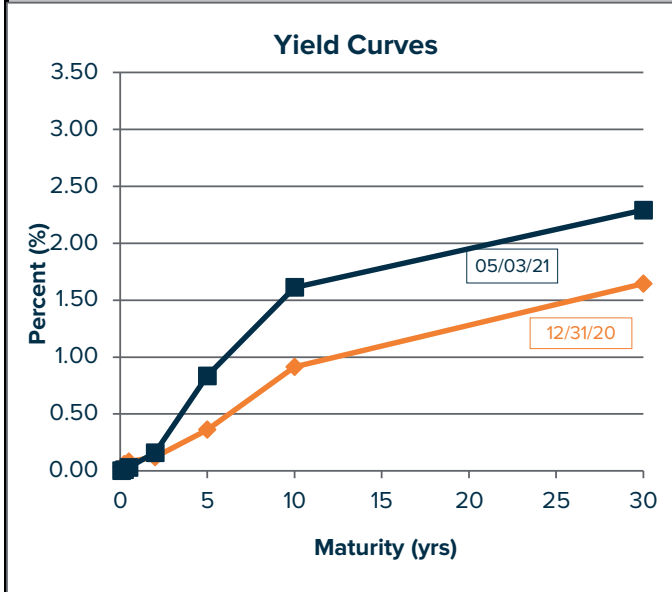
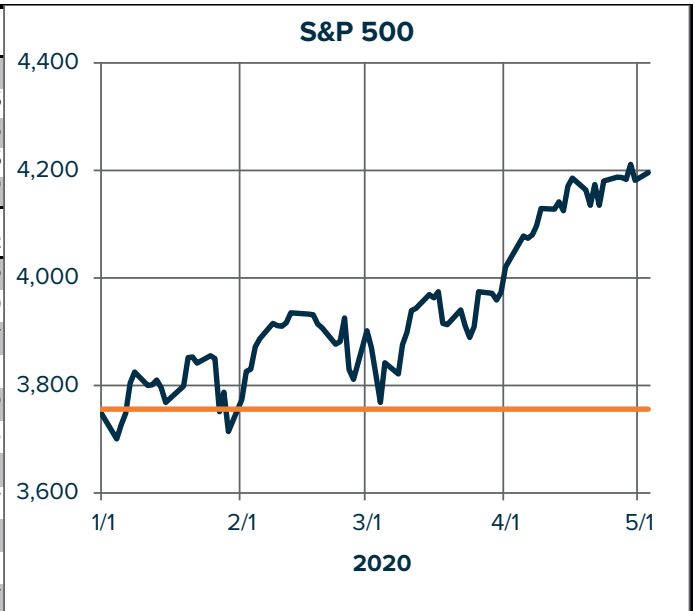
# Market Update

5/3/2021

Equity Indexes	% YTD Return	Est. P/E Ratio	Yield	05/03/21
S&P 500	11.8	23.0	1.4%	4,181
S&P 500 Value	14.9	18.9	2.1%	1,446
S&P 500 Growth	9.1	28.7	0.7%	2,806
Russell 2000	15.1	33.6	1.0%	2,266
MSCI EAFE	6.8	17.1	2.4%	2,269

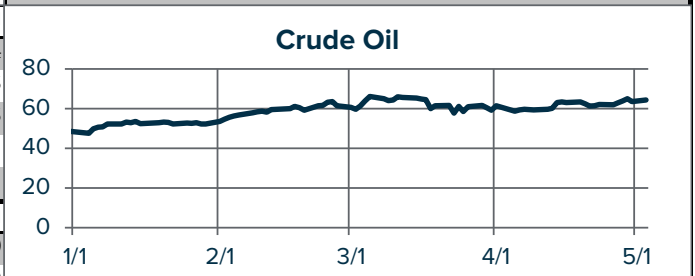
  

S&P 500 Sectors	% YTD Return	% Weight
Consumer Discretionary	10.4	12.6
Consumer Staples	3.4	6.0
Energy	31.6	2.7
Financials	23.5	11.5
Health Care	7.3	12.9
Industrials	15.4	8.8
Information Tech	7.3	26.5
Materials	14.9	2.7
Real Estate	18.1	2.5
Communication Services	16.6	11.1
Utilities	7.2	2.7



Bonds	YTD Ret	12/31/20	05/03/21
Bloomberg Int Aggregate	-1.1	2,123.1	2,099.9
Bloomberg High Yield Index	1.9	2,338.1	2,383.5
Bloomberg Global Aggregate	-3.3	558.7	540.5
<i>Treasury Yields %</i>			
3 Month		0.06	0.01
2 Year		0.12	0.16
5 Year		0.36	0.83
10 Year		0.91	1.61
30 Year		1.64	2.29
<i>Municipal Yields %</i>			
2 Year		0.13	0.09
5 Year		0.21	0.42
10 Year		0.68	0.97
<i>Misc Yields %</i>			
Fed Funds		0.25	0.25
U.S. Secure Overnight Financing Rate		0.07	0.01
Prime		3.25	3.25

Commodities	12/31/20	05/03/21
Crude Oil \$	48.52	64.34
Gold \$	1,898.36	1,792.55
CRB Commodities	167.80	200.85
Euro (\$ to euro)	1.22	1.21
Yen (yen to \$)	103.25	109.11



Economic Statistics	12/31/20	05/03/21
GDP (QOQ Change)	3.20	6.40
Unemployment %	4.10	6.00
Inflation (CPI) %	2.20	2.60
Trade Gap (\$ Billions)	-48.70	-71.08
Leading Indicators	130.90	111.60
Consumer Confidence	95.90	88.30
Capacity Utilization %	77.14	74.39
ISM Non-Manf	57.30	69.40
Med New Home Price (\$ 1,000s)	318.70	330.80
Home Sales Monthly Supply	3.40	2.10

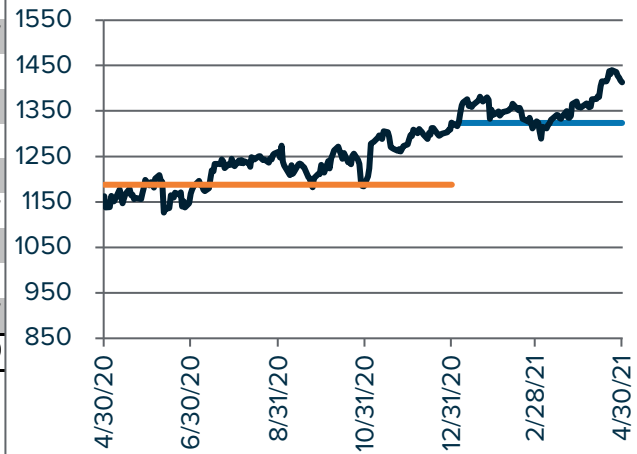


SECTOR INDICES	Year to Date		Weight in S&P (%)
	Rank	Return (%)	
Consumer Discretionary	7	10.4	12.6
Consumer Staples	11	3.4	6.0
Energy	1	31.6	2.7
Financials	2	23.5	11.5
Healthcare	9	7.3	12.9
Industrials	5	15.4	8.8
Information Technology	8	7.3	26.5
Materials	6	14.9	2.7
Real Estate	3	18.1	2.5
Communication Services	4	16.6	11.1
Utilities	10	7.2	2.7
<b>S&amp;P 500 Total</b>		<b>11.8</b>	<b>100.0</b>

Orange Lines: 2020 Market opening level

Blue Lines: 2021 Market opening level

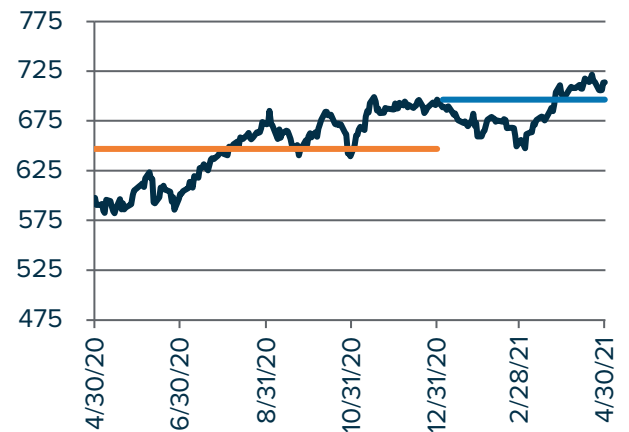
### HEALTH CARE



### CONSUMER DISCRETIONARY



### CONSUMER STAPLES



### ENERGY



### FINANCIALS



